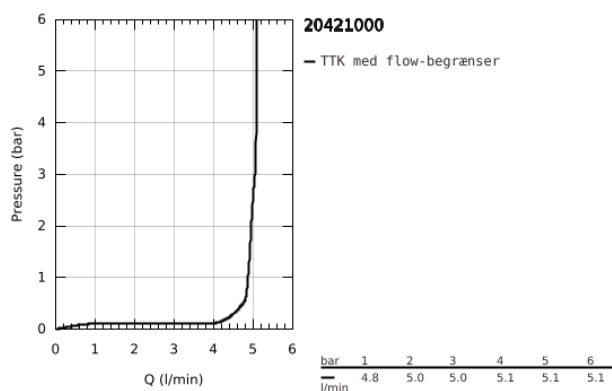
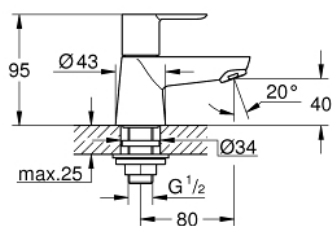


20 421 000 **BAUEDGE STANDHANE 1/2"**  
**XS-SIZE**

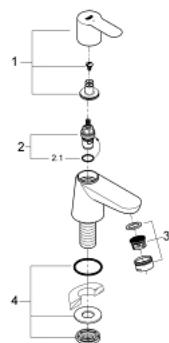


**PRODUKTBESKRIVELSE**

- Farve: chrome
- Ethulsmontage
- metalgreb
- keramisk overdel 1/2", 90°
- GROHE Long-Life-belægning
- GROHE Water Saving - reducerer vandforbruget og giver en perfekt gennemstrømning
- maximum flow rate (at 3 bar): 5 l/min
- fikseringsmøtrik G 1/2"



20 421 000 **BAUEDGE STANDHANE 1/2"**  
**XS-SIZE**



**RESERVEDELE**, september 2012 – now

1: Greb (Bestillingsnummer 48028000)

1.1: Fastgørelse af greb (Bestillingsnummer 45186000)

1.1.1: O-ring Ø18,2 x Ø1,7 (Bestillingsnummer 0392400M)

2: Keramisk overdel 1/2" (Bestillingsnummer 45882000)

2.1: O-ring Ø18,2 x Ø1,7 (Bestillingsnummer 0392400M)

3: Perlator (Bestillingsnummer 13952000)

4: Monteringsæt til Zedra / Minta (Bestillingsnummer 45004000)